



**THE DATASHEET OF
LP0805A0902ASTR**



Thin-Film RF/Microwave Filters

Low Pass – Harmonic

LP0805 Series – SMD Termination

GENERAL DESCRIPTION

The ITF (Integrated Thin-Film) SMD Filter is based on thin-film multilayer technology. The technology provides a miniature part with excellent high frequency performance and rugged construction for reliable automatic assembly.

The ITF Filter is offered in a variety of frequency bands compatible with various types of high frequency wireless systems.

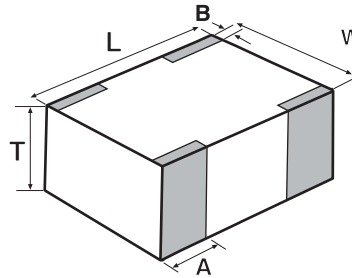
FEATURES

- Small Size: 0805
- Frequency Range: 800MHz - 3.5GHz
- Characteristic Impedance: 50Ω
- Operating / Storage Temp.: -40°C to +85°C
- Power Rating: 3W Continuous
- Low Profile
- Rugged Construction
- Taped and Reeled

APPLICATIONS

- Mobile Communications
- Satellite TV Receivers
- GPS
- Vehicle Location Systems
- Wireless LAN's

DIMENSIONS: millimeters (inches)



L	2.03±0.1 (0.080±0.004)
W	1.55±0.1 (0.061±0.004)
T	1.02±0.1 (0.040±0.004)
A	0.56±0.25 (0.022±0.010)
B	0.35±0.15 (0.014±0.006)

PAD LAYOUT

See CP0805 pad layout on page 64.

FINAL QUALITY INSPECTION

Finished parts are 100% tested for electrical parameters and visual/mechanical characteristics. Each production lot is evaluated on a sample basis for:

- Static Humidity: 85°C, 85% RH, 160 hours
- Endurance: 125°C, I_R 4 hours

TERMINATION

Nickel/Solder coating (Sn, Pb) compatible with automatic soldering technologies: reflow, wave soldering, vapor phase and manual.

HOW TO ORDER

LP
Style
Low Pass

0805A
Size
0805

0902
Frequency
MHz

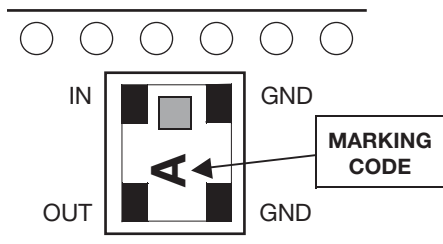
AW
Termination
AW = Nickel/Solder (SnPb)
**AS = Nickel/ Lead Free
Solder (Sn100)

TR
Taped & Reeled
TR = Tape and Reel

**RoHS compliant

TERMINALS AND LAYOUT (TOP VIEW)

ORIENTATION IN TAPE



Not RoHS Compliant

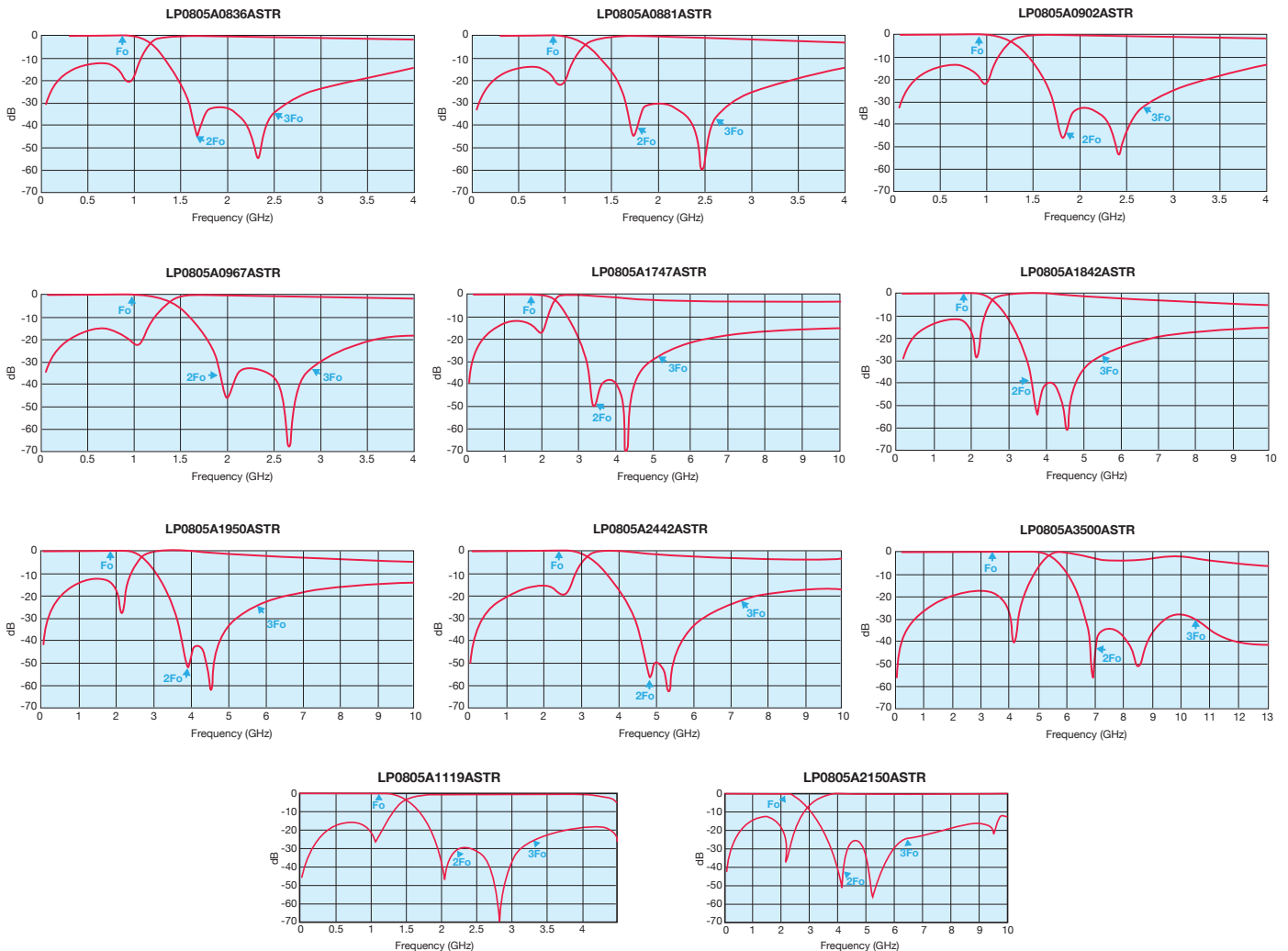


For RoHS compliant products,
please select correct termination style.

ELECTRICAL CHARACTERISTICS

Application	Part Number	Frequency Band (MHz)	I. Loss max	VSWR max	Attenuation (dB) Typical	Layout Type (SnPb)	Layout Type F Marking Code
E-G SM	LP0805A0897AS	880 - 915	0.4dB (0.3dB typ)	1.7	30 @ 2XFo 20 @ 3xFo	A	E
	LP0805A0942AS	925 - 960				A	F
GSM	LP0805A0902AS	890 - 915				A	E
	LP0805A0947AS	935 - 960				A	F
	LP0805A1119AS	1101 - 1137				A	H
AM PS	LP0805A0836AS	824 - 849				A	A
	LP0805A0881AS	869 - 894				A	C
PCN	LP0805A1747AS	1710 - 1785				D	I
	LP0805A1842AS	1805 - 1880				D	J
PCS	LP0805A1880AS	1850 - 1910				D	K
	LP0805A1960AS	1930 - 1990				D	M
PHP	LP0805A1907AS	1895 - 1920				D	L
DECT	LP0805A1890AS	1880 - 1900				D	K
3G	LP0805A2150AS	1905 - 2180				D	N
Wireless LAN	LP0805A2442AS	2400 - 2484				D	S
WLL	LP0805A3500AS	3400 ~ 3600				E	X

Typical Electrical Performance



Thin-Film RF/Microwave Filters

Low Pass – Harmonic

LP0805 Series – Test Jig

ITF TEST JIG FOR LOW PASS FILTER 0805

GENERAL DESCRIPTION

These jigs are designed for testing the LPF0805 Low Pass Filters using a Vector Network Analyzer.

They consist of a dielectric substrate, having 50W microstrips as conducting lines and a bottom ground plane located at a distance of 0.254 mm from the microstrips.

The substrate used is RF-35-0100-C1B107 (or similar).

The connectors are SMA type (female), 'Johnson Components Inc.' Product P/N: 142-0701-841 (or similar).

Both a measurement jig and a calibration jig are provided.

The calibration jig is designed for a full 2-port calibration, and consists of an open line, short line and through line. LOAD calibration can be done by a 50W SMA termination.

MEASUREMENT PROCEDURE

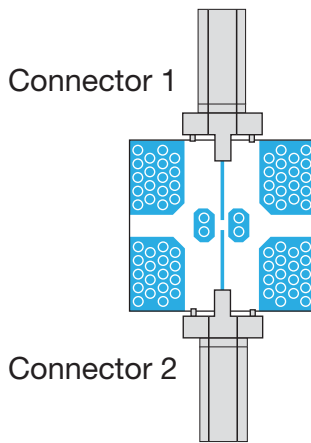
Follow the VNA's instruction manual and use the [calibration jig](#) to perform a full 2-Port calibration in the required bandwidths.

Solder the filter to the [measurement jig](#) as follows:

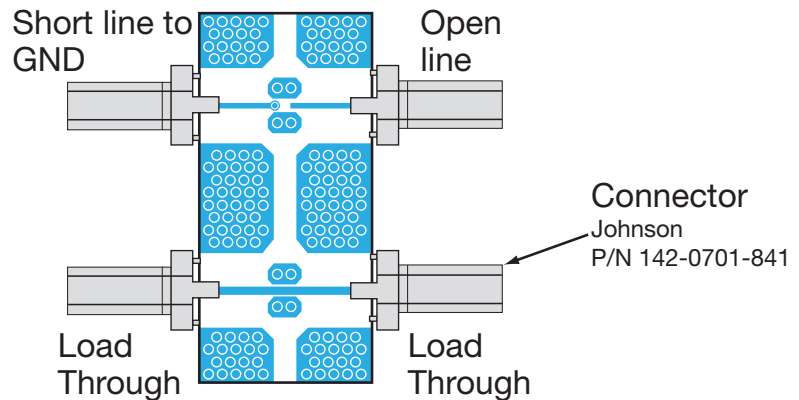
Input (Filter)	↗ Connector 1 (Jig)	GND (Filter) ↘ GND (Jig)
Output (Filter)	↗ Connector 2 (Jig)	GND (Filter) ↘ GND (Jig)

Set the VNA to the relevant frequency band. Connect the VNA using a 10dB attenuator on the jig terminal connected to port 2 (using an RF cable).

Measurement



Calibration Jig



Looking for pricing, stock, or lifecycle information?

Click below to explore more details on WIN SOURCE:

 [View LP0805A0902ASTR](#) on WIN SOURCE

 [AVX Corporation](#) Information

Optimize Your Supply Chain with WIN SOURCE Solutions

-  Global Sourcing Solution
-  Obsolete Management
-  Cost Control Management
-  Shortage Management
-  Alternative Solution
-  Excess Inventory Management