




THE DATASHEET OF SS210A



SS22A THRU SS225A SCHOTTKY RECTIFIER



Features

- Schottky Brier Chip
- Low Power Loss, High Efficiency
- Ideally Suited for Automatic Assembly
- Surge Overload Rating to 50A Peak
- Plastic Case Material has UL Flammability Classification Rating 94V-0
- This is a Pb – Free Device
- All SMC parts are traceable to the wafer lot
- Additional testing can be offered upon request

Circuit Diagram



Mechanical Data

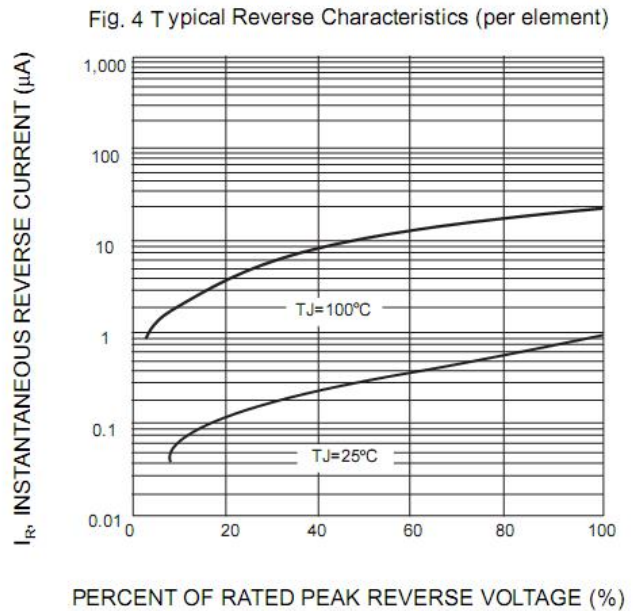
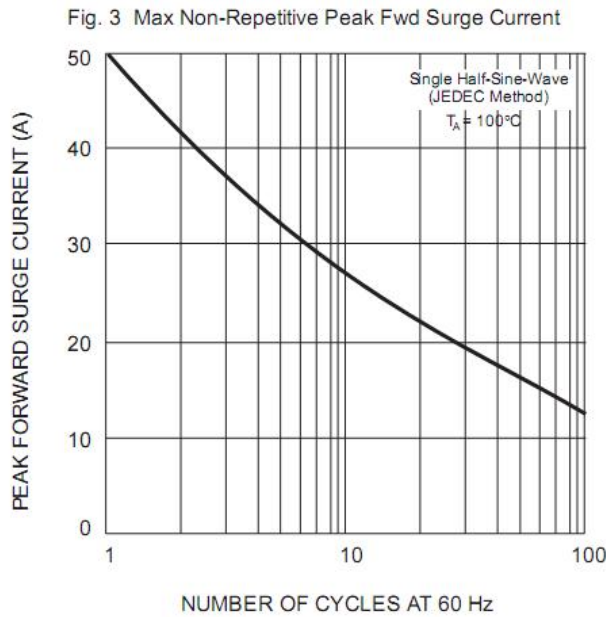
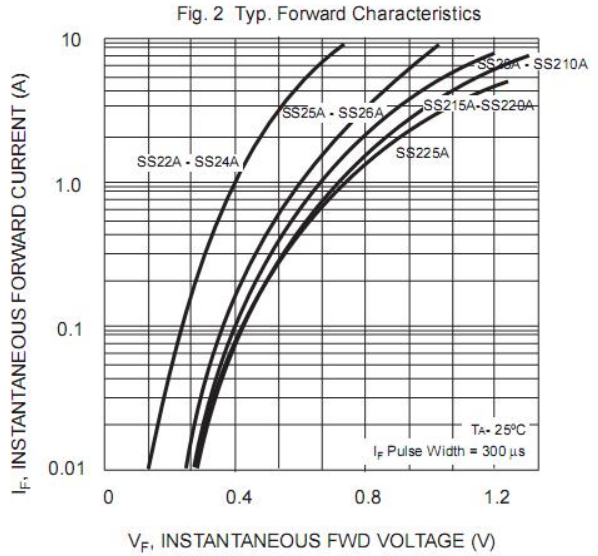
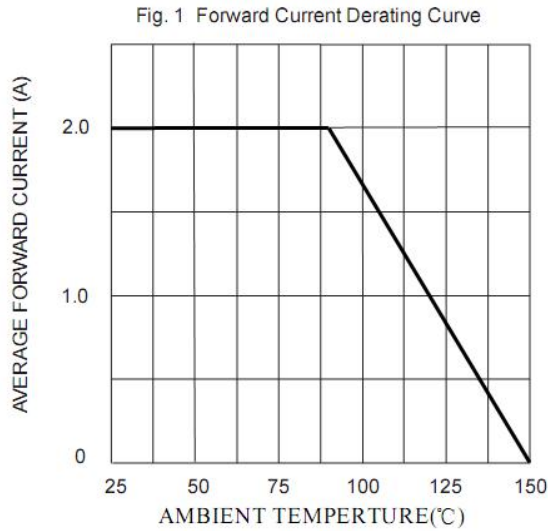
- Case: SMA, Molded plastic
- Terminals: Plated leads solderable per MIL-STD-750, Method 2026 guaranteed
- Polarity: Color band denotes cathode end
- Mounting Position: Any

Maximum Ratings and Electrical Characteristics @T_A=25°C unless otherwise specified

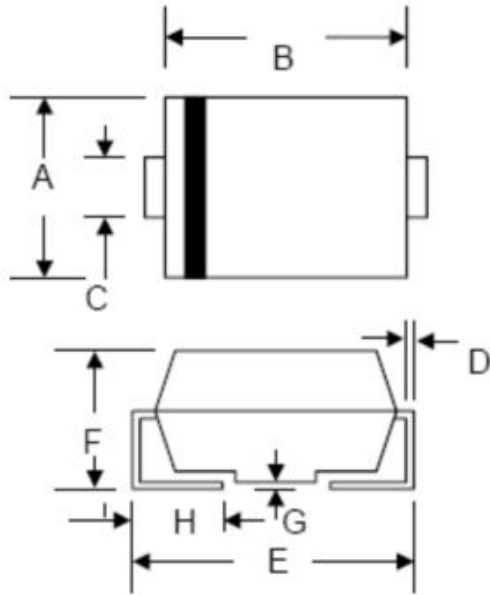
Type Number	Symbol	SS 22A	SS 23A	SS 24A	SS 245A	SS 25A	SS 26A	SS 28A	SS 210A	SS 215A	SS 220A	SS 225A	Units	
Peak Repetitive Reverse Voltage Working Peak Reverse Voltage DC Blocking Voltage	V _{RRM} V _{RWM} V _{DC}	20	30	40	45	50	60	80	100	150	200	250	V	
RMS Reverse Voltage	V _{RMS}	14	21	28	31	35	42	56	70	105	140	175	V	
Average forward rectified output current @T _A = 90°C	I _O	2											A	
Non-Repetitive Peak Forward Surge Current 8.3ms Single half sine-wave superimposed on rated load (JEDEC Method)	I _{FSM}	50											A	
Forward Voltage (per element) @I _F = 2.0A	V _{FM}	0.55			0.7			0.85	0.92	0.95			V	
Peak Reverse Current @T _A = 25°C At Rated DC Blocking Voltage @T _A = 100°C	I _{RM}	0.1			10			0.05			5			mA
Typical Junction Capacitance(per leg) (Note 1)	C _J	28											pF	
Typical Thermal Resistance (per leg) (Note 2)	R _{θJL}	88											°C/W	
Operating and Storage Temperature Range	T _J , T _{STG}	-55 to +150											°C	

Note: 1. V_R = 5V, T_C = 25 °C, f_{SIG} = 1MHz
2. mounted on P.C. Board with 5.0mm² copper pad areas.

Ratings and Characteristics Curves



Mechanical Dimensions SMA



SYMBOL	Millimeters		Inches	
	Min.	Max.	Min.	Max.
A	2.40	2.84	0.094	0.112
B	3.99	4.75	0.157	0.187
C	1.05	1.70	0.041	0.067
D	0.15	0.51	0.006	0.020
E	4.80	5.66	0.189	0.223
F	1.90	2.95	0.075	0.116
G	0.05	0.25	0.002	0.010
H	0.76	1.52	0.030	0.600

Ordering Information

Device	Package	Shipping
SS22A - SS225A	SMA (Pb-Free)	5000pcs / reel

For information on tape and reel specifications, including part orientation and tape sizes, please refer to our tape and reel packaging specification.

Marking Diagram

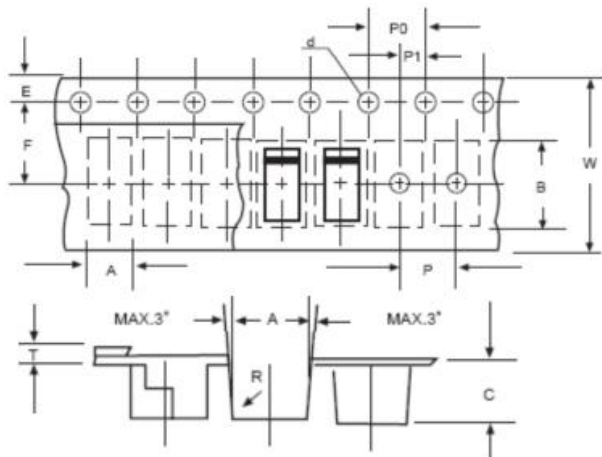


Where XXXXX is YYWWL

SS22A = Part Name
YY = Year
WW = Week
L = Lot Number

Cautions: Molding resin
Epoxy resin UL:94V-0

Carrier Tape Specification SMA



SYMBOL	Millimeters	
	Min.	Max.
A	2.97	3.17
B	5.70	5.90
C	2.32	2.52
d	1.40	1.60
E	1.40	1.60
F	5.60	5.70
P	3.90	4.10
P0	3.90	4.10
P1	1.90	2.10
T	0.25	0.35
W	11.80	12.20



SS22A
THRU
SS225A

Technical Data
Data Sheet N1816, Rev. A





DISCLAIMER:

- 1- The information given herein, including the specifications and dimensions, is subject to change without prior notice to improve product characteristics. Before ordering, purchasers are advised to contact the SMC - Sangdest Microelectronics (Nanjing) Co., Ltd sales department for the latest version of the datasheet(s).
- 2- In cases where extremely high reliability is required (such as use in nuclear power control, aerospace and aviation, traffic equipment, medical equipment , and safety equipment) , safety should be ensured by using semiconductor devices that feature assured safety or by means of users' fail-safe precautions or other arrangement .
- 3- In no event shall SMC - Sangdest Microelectronics (Nanjing) Co., Ltd be liable for any damages that may result from an accident or any other cause during operation of the user's units according to the datasheet(s). SMC - Sangdest Microelectronics (Nanjing) Co., Ltd assumes no responsibility for any intellectual property claims or any other problems that may result from applications of information, products or circuits described in the datasheets.
- 4- In no event shall SMC - Sangdest Microelectronics (Nanjing) Co., Ltd be liable for any failure in a semiconductor device or any secondary damage resulting from use at a value exceeding the absolute maximum rating.
- 5- No license is granted by the datasheet(s) under any patents or other rights of any third party or SMC - Sangdest Microelectronics (Nanjing) Co., Ltd.
- 6- The datasheet(s) may not be reproduced or duplicated, in any form, in whole or part, without the expressed written permission of SMC - Sangdest Microelectronics (Nanjing) Co., Ltd.
- 7- The products (technologies) described in the datasheet(s) are not to be provided to any party whose purpose in their application will hinder maintenance of international peace and safety nor are they to be applied to that purpose by their direct purchasers or any third party. When exporting these products (technologies), the necessary procedures are to be taken in accordance with related laws and regulations..

Looking for pricing, stock, or lifecycle information?

Click below to explore more details on WIN SOURCE:

-  [View SS210A on WIN SOURCE](#)
-  [SMC Diode Solutions](#) Information

Optimize Your Supply Chain with WIN SOURCE Solutions

-  Global Sourcing Solution
-  Obsolete Management
-  Cost Control Management
-  Shortage Management
-  Alternative Solution
-  Excess Inventory Management