




**THE DATASHEET OF  
2920L185DR**



# 2920L Series

## Surface Mount



### Description

The 2920L Series PTC provides surface mount overcurrent protection for medium voltage (≤60V) applications where resettable protection is desired.

### Features

- RoHS compliant, lead-free and halogen-free
- High voltage
- Fast response to fault currents
- Low-profile

### Applications

- IEEE 1394 port protection
- Automotive electronic control module protection
- Powered ethernet port protection (IEEE 802.3 af)
- Low voltage telecom equipment protection

### Additional Information



Resources



Accessories



Samples

### Agency Approvals

| Agency | Agency File Number |
|--------|--------------------|
|        | E183209            |
|        | R50119118          |

### Electrical Characteristics

| Part Number | Marking  | I <sub>hold</sub> (A) | I <sub>trip</sub> (A) | V <sub>max</sub> (Vdc) | I <sub>max</sub> (A) | P <sub>d</sub> typ. (W) | Maximum Time To Trip |             | Resistance           |                       | Agency Approvals |   |
|-------------|----------|-----------------------|-----------------------|------------------------|----------------------|-------------------------|----------------------|-------------|----------------------|-----------------------|------------------|---|
|             |          |                       |                       |                        |                      |                         | Current (A)          | Time (Sec.) | R <sub>min</sub> (Ω) | R <sub>1max</sub> (Ω) |                  |   |
| 2920L030    | LF030    | 0.30                  | 0.60                  | 60                     | 10                   | 1.50                    | 1.50                 | 3.00        | 1.200                | 4.800                 | X                | X |
| 2920L050    | LF050    | 0.50                  | 1.00                  | 60                     | 10                   | 1.50                    | 2.50                 | 4.00        | 0.350                | 1.400                 | X                | X |
| 2920L075    | LF075    | 0.75                  | 1.50                  | 30                     | 40                   | 1.50                    | 8.00                 | 0.30        | 0.350                | 1.000                 | X                | X |
| 2920L075/60 | LF075-60 | 0.75                  | 1.50                  | 60                     | 10                   | 1.50                    | 8.00                 | 0.30        | 0.300                | 0.950                 | X                | X |
| 2920L075/72 | LF075-72 | 0.75                  | 1.50                  | 72                     | 10                   | 2.50                    | 8.00                 | 0.30        | 0.240                | 0.950                 | X                | X |
| 2920L100    | LF100    | 1.10                  | 2.20                  | 33                     | 40                   | 1.50                    | 8.00                 | 0.50        | 0.120                | 0.410                 | X                | X |
| 2920L110/60 | LF110    | 1.10                  | 2.20                  | 60                     | 20                   | 2.00                    | 8.00                 | 0.50        | 0.120                | 0.410                 | X                | X |
| 2920L125    | LF125    | 1.25                  | 2.50                  | 15                     | 40                   | 1.50                    | 8.00                 | 2.00        | 0.070                | 0.250                 | X                | X |
| 2920L150    | LF150    | 1.50                  | 3.00                  | 33                     | 40                   | 1.50                    | 8.00                 | 2.00        | 0.080                | 0.230                 | X                | X |
| 2920L185    | LF185    | 1.85                  | 3.70                  | 33                     | 40                   | 1.50                    | 8.00                 | 2.50        | 0.050                | 0.150                 | X                | X |
| 2920L200    | LF200    | 2.00                  | 4.00                  | 15                     | 40                   | 1.50                    | 8.00                 | 5.00        | 0.050                | 0.125                 | X                | X |
| 2920L200/24 | LF200-24 | 2.00                  | 4.00                  | 24                     | 40                   | 1.50                    | 8.00                 | 5.00        | 0.050                | 0.125                 | X                | X |
| 2920L250    | LF250    | 2.50                  | 5.00                  | 15                     | 40                   | 1.50                    | 8.00                 | 5.00        | 0.035                | 0.085                 | X                | X |
| 2920L260    | LF260    | 2.60                  | 5.00                  | 6                      | 40                   | 1.50                    | 8.00                 | 10.00       | 0.025                | 0.075                 | X                | X |
| 2920L260/24 | LF260-24 | 2.60                  | 5.00                  | 24                     | 40                   | 1.50                    | 8.00                 | 5.00        | 0.025                | 0.075                 | X                | X |
| 2920L300    | LF300    | 3.00                  | 5.00                  | 6                      | 40                   | 1.50                    | 8.00                 | 20.00       | 0.015                | 0.048                 | X                | X |
| 2920L300/15 | LF300-15 | 3.00                  | 5.00                  | 15                     | 40                   | 1.50                    | 8.00                 | 20.00       | 0.015                | 0.048                 | X                | X |
| 2920L330/24 | LF330    | 3.3                   | 5.50                  | 24                     | 40                   | 2.0                     | 8.00                 | 5.00        | 0.015                | 0.055                 | X                | X |
| 2920L400/15 | LF400    | 4.00                  | 8.00                  | 15                     | 40                   | 1.50                    | 20.00                | 4.00        | 0.010                | 0.040                 | X                | X |
| 2920L500/16 | LF500-16 | 5.00                  | 10.00                 | 16                     | 40                   | 2.0                     | 20.00                | 5.00        | 0.005                | 0.025                 | X                | X |
| 2920L600/12 | LF600-12 | 6.00                  | 12.00                 | 12                     | 50                   | 2.00                    | 30.00                | 2.00        | 0.004                | 0.020                 | X                | X |
| 2920L600/16 | LF600-16 | 6.00                  | 12.00                 | 16                     | 40                   | 2.20                    | 30.00                | 2.00        | 0.004                | 0.020                 | -                | - |
| 2920L700/12 | LF700-12 | 7.00                  | 14.00                 | 12                     | 50                   | 2.00                    | 35.00                | 2.00        | 0.003                | 0.018                 | X                | X |

I<sub>hold</sub> = Hold current: maximum current device will pass without tripping in 20°C still air.  
 I<sub>trip</sub> = Trip current: minimum current at which the device will trip in 20°C still air.  
 V<sub>max</sub> = Maximum voltage device can withstand without damage at rated current (I<sub>max</sub>)  
 I<sub>max</sub> = Maximum fault current device can withstand without damage at rated voltage (V<sub>max</sub>)  
 P<sub>d</sub> = Power dissipated from device when in the tripped state at 20°C still air.

R<sub>min</sub> = Minimum resistance of device in initial (un-soldered) state.  
 R<sub>typ</sub> = Typical resistance of device in initial (un-soldered) state.  
 R<sub>1max</sub> = Maximum resistance of device at 20°C measured one hour after tripping or reflow soldering of 260°C for 20 sec.

Caution: Operation beyond the specified rating may result in damage and possible arcing and flame.

# 2920L Series

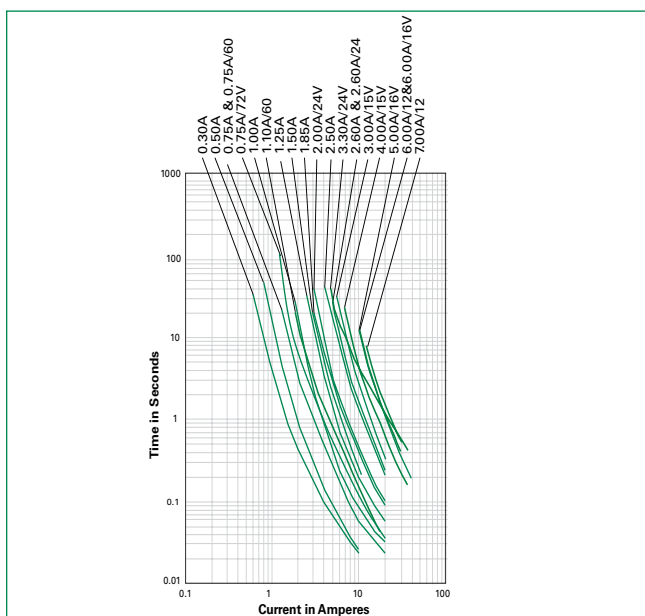
## Surface Mount

### Temperature Derating

| Part Number | Ambient Operation Temperature |       |      |      |      |      |      |      |      |
|-------------|-------------------------------|-------|------|------|------|------|------|------|------|
|             | -40°C                         | -20°C | 0°C  | 20°C | 40°C | 50°C | 60°C | 70°C | 85°C |
|             | Hold Current (A)              |       |      |      |      |      |      |      |      |
| 2920L030    | 0.45                          | 0.40  | 0.35 | 0.30 | 0.25 | 0.23 | 0.20 | 0.17 | 0.14 |
| 2920L050    | 0.76                          | 0.67  | 0.59 | 0.50 | 0.42 | 0.38 | 0.33 | 0.29 | 0.23 |
| 2920L075    | 1.13                          | 1.01  | 0.88 | 0.75 | 0.62 | 0.56 | 0.50 | 0.44 | 0.34 |
| 2920L075/60 | 1.13                          | 1.01  | 0.88 | 0.75 | 0.62 | 0.56 | 0.50 | 0.44 | 0.34 |
| 2920L075/72 | 1.13                          | 1.01  | 0.88 | 0.75 | 0.62 | 0.56 | 0.50 | 0.44 | 0.34 |
| 2920L100    | 1.66                          | 1.47  | 1.29 | 1.10 | 0.91 | 0.83 | 0.73 | 0.64 | 0.50 |
| 2920L110/60 | 1.66                          | 1.47  | 1.29 | 1.10 | 0.91 | 0.83 | 0.73 | 0.64 | 0.50 |
| 2920L125    | 1.89                          | 1.68  | 1.46 | 1.25 | 1.04 | 0.94 | 0.83 | 0.73 | 0.56 |
| 2920L150    | 2.27                          | 2.01  | 1.76 | 1.50 | 1.25 | 1.13 | 1.00 | 0.87 | 0.74 |
| 2920L185    | 2.80                          | 2.47  | 2.17 | 1.85 | 1.54 | 1.39 | 1.22 | 1.07 | 0.85 |
| 2920L200    | 3.02                          | 2.68  | 2.34 | 2.00 | 1.66 | 1.50 | 1.32 | 1.16 | 0.90 |
| 2920L200/24 | 3.14                          | 2.77  | 2.42 | 2.00 | 1.73 | 1.56 | 1.38 | 1.20 | 0.98 |
| 2920L250    | 3.78                          | 3.35  | 2.93 | 2.50 | 2.08 | 1.88 | 1.65 | 1.45 | 1.13 |
| 2920L260    | 3.64                          | 3.25  | 2.91 | 2.60 | 2.26 | 2.08 | 1.95 | 1.74 | 1.48 |
| 2920L260/24 | 3.64                          | 3.25  | 2.91 | 2.60 | 2.26 | 2.08 | 1.95 | 1.74 | 1.48 |
| 2920L300    | 4.53                          | 4.02  | 3.51 | 3.00 | 2.52 | 2.26 | 1.99 | 1.75 | 1.34 |
| 2920L300/15 | 4.20                          | 3.85  | 3.44 | 3.00 | 2.69 | 2.50 | 2.31 | 2.12 | 1.83 |
| 2920L330/24 | 4.60                          | 4.20  | 3.75 | 3.30 | 2.95 | 2.75 | 2.50 | 2.25 | 1.70 |
| 2920L400/15 | 5.50                          | 5.00  | 4.50 | 4.00 | 3.40 | 3.10 | 2.80 | 2.50 | 2.10 |
| 2920L500/16 | 7.55                          | 6.70  | 5.85 | 5.00 | 4.15 | 3.75 | 3.30 | 2.90 | 2.25 |
| 2920L600/12 | 8.58                          | 7.83  | 7.05 | 6.00 | 5.27 | 4.87 | 4.48 | 4.05 | 3.38 |
| 2920L600/16 | 8.58                          | 7.83  | 7.05 | 6.00 | 5.27 | 4.87 | 4.48 | 4.05 | 3.38 |
| 2920L700/12 | 9.48                          | 8.73  | 7.92 | 7.00 | 6.36 | 5.88 | 5.41 | 4.83 | 3.94 |

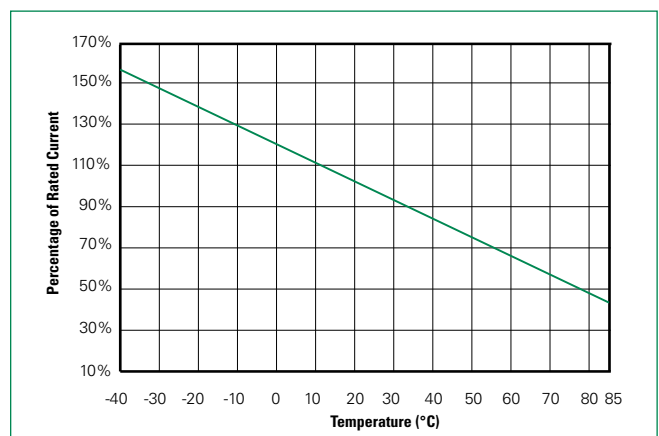
Notes: The temperature derating data is only for reference, please contact Littelfuse technical support for detail temperature derating information.

### Average Time Current Curves



The average time current curves and Temperature Derating curve performance is affected by a number of variables, and these curves provided as guidance only. Customer must verify the performance in their application.

### Temperature Derating Curve



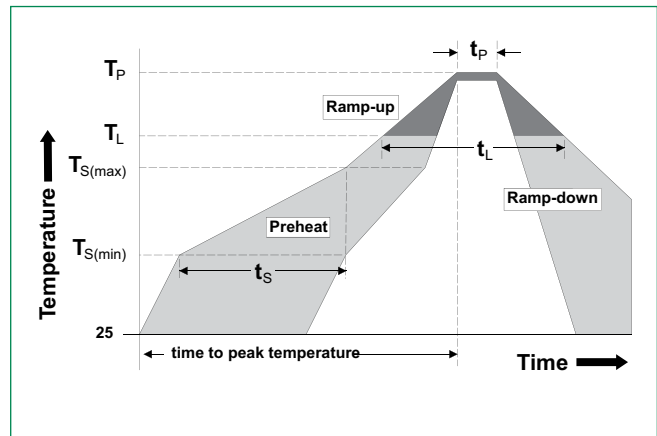
Note: Typical Temperature derating curve, refer to table for derating data

# 2920L Series

## Surface Mount

### Soldering Parameters

|   |  |                  |
|---|--|------------------|
| <b>Profile Feature</b>  | Pb-Free Assembly                                 |                  |
| <b>Average Ramp-Up Rate (<math>T_{S(max)}</math> to <math>T_p</math>)</b> | 3°C/second max                                   |                  |
| <b>Pre Heat:</b>  | <b>Temperature Min (<math>T_{S(min)}</math>)</b> | 150°C            |
|   | <b>Temperature Max (<math>T_{S(max)}</math>)</b> | 200°C            |
|   | <b>Time (Min to Max) (<math>t_s</math>)</b>      | 60 – 180 secs    |
| <b>Time Maintained Above:</b>   | <b>Temperature (<math>T_L</math>)</b>            | 217°C            |
|   | <b>Temperature (<math>t_L</math>)</b>            | 60 – 150 seconds |
| <b>Peak / Classification Temperature (<math>T_p</math>)</b>               | 260 <sup>+0/-5</sup> °C                          |                  |
| <b>Time within 5°C of actual peak Temperature (<math>t_p</math>)</b>      | 20 – 40 seconds                                  |                  |
| <b>Ramp-down Rate</b>   | 6°C/second max                                   |                  |
| <b>Time 25°C to peak Temperature (<math>T_p</math>)</b>                   | 8 minutes Max.                                   |                  |



- All temperature refer to topside of the package, measured on the package body surface
- If reflow temperature exceeds the recommended profile, devices may not meet the performance requirements
- Recommended reflow methods: IR, vapor phase oven, hot air oven,  $N_2$  environment for lead
- Recommended maximum paste thickness is 0.25mm (0.010inch)
- Devices can be cleaned using standard industry methods and solvents
- Devices can be reworked using the standard industry practices

### Physical Specifications

|                           |  |
|---------------------------|--|
| <b>Terminal Material</b>  | Solder-Plated Copper (Solder Material: Matte Tin(Sn))        |
| <b>Lead Solderability</b> | Meets EIA Specification RS186-9E, ANSI/J-STD-002 Category 3. |

### Environmental Specifications

|  |   |
|--|---|
| <b>Operating Temperature</b>                               | -40°C to +85°C  |
| <b>Maximum Device Surface Temperature in Tripped State</b> | 125°C   |
| <b>Passive Aging</b>                                       | +85°C, 1000 hours<br>-/+5% typical resistance change                              |
| <b>Humidity Aging</b>                                      | +85°C, 85%, R.H., 1000 hours<br>-/+5% typical resistance change                   |
| <b>Thermal Shock</b>                                       | MIL-STD-202, Method 107<br>+85°C/-40°C 20 times<br>-30% typical resistance change |
| <b>Solvent Resistance</b>                                  | MIL-STD-202, Method 215   |
| <b>Vibration</b>   | MIL-STD-883, Method 2007, Condition A   |
| <b>Moisture Sensitivity Level</b>                          | Level 2a, J-STD-020   |

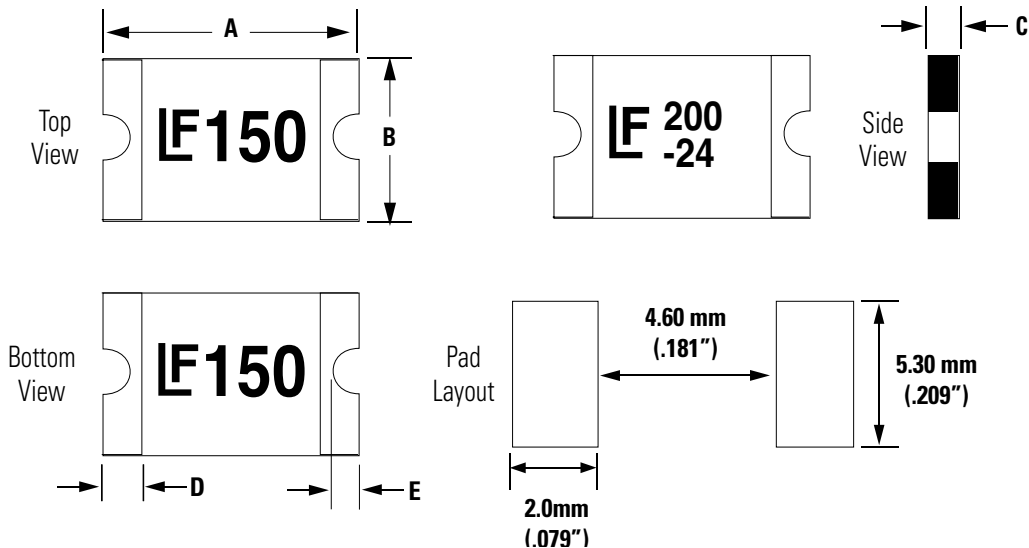
# 2920L Series

## Surface Mount

### Dimensions (mm)

| Part Number | A      |      |      |      | B      |      |     |      | C      |       |      |      | D      |     |     |     | E      |      |      |     |
|-------------|--------|------|------|------|--------|------|-----|------|--------|-------|------|------|--------|-----|-----|-----|--------|------|------|-----|
|             | Inches |      | mm   |      | Inches |      | mm  |      | Inches |       | mm   |      | Inches |     | mm  |     | Inches |      | mm   |     |
|             | Min    | Max  | Min  | Max  | Min    | Max  | Min | Max  | Min    | Max   | Min  | Max  | Min    | Max | Min | Max | Min    | Max  | Min  | Max |
| 2920L030    | 0.26   | 0.31 | 6.73 | 7.98 | 0.19   | 0.21 | 4.8 | 5.44 | 0.03   | 0.05  | 0.75 | 1.25 | 0.01   | 0.1 | 0.3 | 2.5 | 0.01   | 0.08 | 0.25 | 2.0 |
| 2920L050    | 0.26   | 0.31 | 6.73 | 7.98 | 0.19   | 0.21 | 4.8 | 5.44 | 0.03   | 0.05  | 0.75 | 1.25 | 0.01   | 0.1 | 0.3 | 2.5 | 0.01   | 0.08 | 0.25 | 2.0 |
| 2920L075    | 0.26   | 0.31 | 6.73 | 7.98 | 0.19   | 0.21 | 4.8 | 5.44 | 0.03   | 0.05  | 0.75 | 1.25 | 0.01   | 0.1 | 0.3 | 2.5 | 0.01   | 0.08 | 0.25 | 2.0 |
| 2920L075/60 | 0.26   | 0.31 | 6.73 | 7.98 | 0.19   | 0.21 | 4.8 | 5.44 | 0.05   | 0.07  | 1.20 | 1.80 | 0.01   | 0.1 | 0.3 | 2.5 | 0.01   | 0.08 | 0.25 | 2.0 |
| 2920L075/72 | 0.26   | 0.31 | 6.73 | 7.98 | 0.19   | 0.21 | 4.8 | 5.44 | 0.05   | 0.07  | 1.20 | 1.80 | 0.01   | 0.1 | 0.3 | 2.5 | 0.01   | 0.08 | 0.25 | 2.0 |
| 2920L100    | 0.26   | 0.31 | 6.73 | 7.98 | 0.19   | 0.21 | 4.8 | 5.44 | 0.02   | 0.04  | 0.55 | 1.00 | 0.01   | 0.1 | 0.3 | 2.5 | 0.01   | 0.08 | 0.25 | 2.0 |
| 2920L110/60 | 0.26   | 0.31 | 6.73 | 7.98 | 0.19   | 0.21 | 4.8 | 5.44 | 0.06   | 0.079 | 1.2  | 2.0  | 0.01   | 0.1 | 0.3 | 2.5 | 0.01   | 0.08 | 0.25 | 2.0 |
| 2920L125    | 0.26   | 0.31 | 6.73 | 7.98 | 0.19   | 0.21 | 4.8 | 5.44 | 0.02   | 0.04  | 0.55 | 1.00 | 0.01   | 0.1 | 0.3 | 2.5 | 0.01   | 0.08 | 0.25 | 2.0 |
| 2920L150    | 0.26   | 0.31 | 6.73 | 7.98 | 0.19   | 0.21 | 4.8 | 5.44 | 0.03   | 0.05  | 0.75 | 1.25 | 0.01   | 0.1 | 0.3 | 2.5 | 0.01   | 0.08 | 0.25 | 2.0 |
| 2920L185    | 0.26   | 0.31 | 6.73 | 7.98 | 0.19   | 0.21 | 4.8 | 5.44 | 0.03   | 0.05  | 0.75 | 1.25 | 0.01   | 0.1 | 0.3 | 2.5 | 0.01   | 0.08 | 0.25 | 2.0 |
| 2920L200    | 0.26   | 0.31 | 6.73 | 7.98 | 0.19   | 0.21 | 4.8 | 5.44 | 0.03   | 0.05  | 0.75 | 1.25 | 0.01   | 0.1 | 0.3 | 2.5 | 0.01   | 0.08 | 0.25 | 2.0 |
| 2920L200/24 | 0.26   | 0.31 | 6.73 | 7.98 | 0.19   | 0.21 | 4.8 | 5.44 | 0.03   | 0.05  | 0.75 | 1.25 | 0.01   | 0.1 | 0.3 | 2.5 | 0.01   | 0.08 | 0.25 | 2.0 |
| 2920L250    | 0.26   | 0.31 | 6.73 | 7.98 | 0.19   | 0.21 | 4.8 | 5.44 | 0.03   | 0.05  | 0.75 | 1.25 | 0.01   | 0.1 | 0.3 | 2.5 | 0.01   | 0.08 | 0.25 | 2.0 |
| 2920L260    | 0.26   | 0.31 | 6.73 | 7.98 | 0.19   | 0.21 | 4.8 | 5.44 | 0.02   | 0.04  | 0.55 | 1.00 | 0.01   | 0.1 | 0.3 | 2.5 | 0.01   | 0.08 | 0.25 | 2.0 |
| 2920L260/24 | 0.26   | 0.31 | 6.73 | 7.98 | 0.19   | 0.21 | 4.8 | 5.44 | 0.03   | 0.05  | 0.75 | 1.25 | 0.01   | 0.1 | 0.3 | 2.5 | 0.01   | 0.08 | 0.25 | 2.0 |
| 2920L300    | 0.26   | 0.31 | 6.73 | 7.98 | 0.19   | 0.21 | 4.8 | 5.44 | 0.03   | 0.05  | 0.75 | 1.25 | 0.01   | 0.1 | 0.3 | 2.5 | 0.01   | 0.08 | 0.25 | 2.0 |
| 2920L300/15 | 0.26   | 0.31 | 6.73 | 7.98 | 0.19   | 0.21 | 4.8 | 5.44 | 0.03   | 0.05  | 0.75 | 1.25 | 0.01   | 0.1 | 0.3 | 2.5 | 0.01   | 0.08 | 0.25 | 2.0 |
| 2920L330/24 | 0.26   | 0.31 | 6.73 | 7.98 | 0.19   | 0.21 | 4.8 | 5.44 | 0.06   | 0.079 | 1.2  | 2    | 0.01   | 0.1 | 0.3 | 2.5 | 0.01   | 0.08 | 0.25 | 2.0 |
| 2920L400/15 | 0.26   | 0.31 | 6.73 | 7.98 | 0.19   | 0.21 | 4.8 | 5.44 | 0.03   | 0.06  | 0.8  | 1.6  | 0.01   | 0.1 | 0.3 | 2.5 | 0.01   | 0.08 | 0.25 | 2.0 |
| 2920L500/16 | 0.26   | 0.31 | 6.73 | 7.98 | 0.19   | 0.21 | 4.8 | 5.44 | 0.03   | 0.06  | 0.8  | 1.6  | 0.01   | 0.1 | 0.3 | 2.5 | 0.01   | 0.08 | 0.25 | 2.0 |
| 2920L600/12 | 0.26   | 0.31 | 6.73 | 7.98 | 0.19   | 0.21 | 4.8 | 5.44 | 0.031  | 0.063 | 0.8  | 1.6  | 0.01   | 0.1 | 0.3 | 2.5 | 0.01   | 0.08 | 0.25 | 2.0 |
| 2920L600/16 | 0.26   | 0.31 | 6.73 | 7.98 | 0.19   | 0.21 | 4.8 | 5.44 | 0.031  | 0.063 | 0.8  | 1.6  | 0.01   | 0.1 | 0.3 | 2.5 | 0.01   | 0.08 | 0.25 | 2.0 |
| 2920L700/12 | 0.26   | 0.31 | 6.73 | 7.98 | 0.19   | 0.21 | 4.8 | 5.44 | 0.031  | 0.063 | 0.8  | 1.6  | 0.01   | 0.1 | 0.3 | 2.5 | 0.01   | 0.08 | 0.25 | 2.0 |

MARKING CODE VARIES  
WITH AMPERAGE AND VOLTAGE RATING  
(SEE ELECTRICAL CHARACTERISTIC TABLE)  
SHOWN ARE:  
- 1.5A/33V RATING (LEFT)  
- 2.0A/24V RATING (RIGHT)



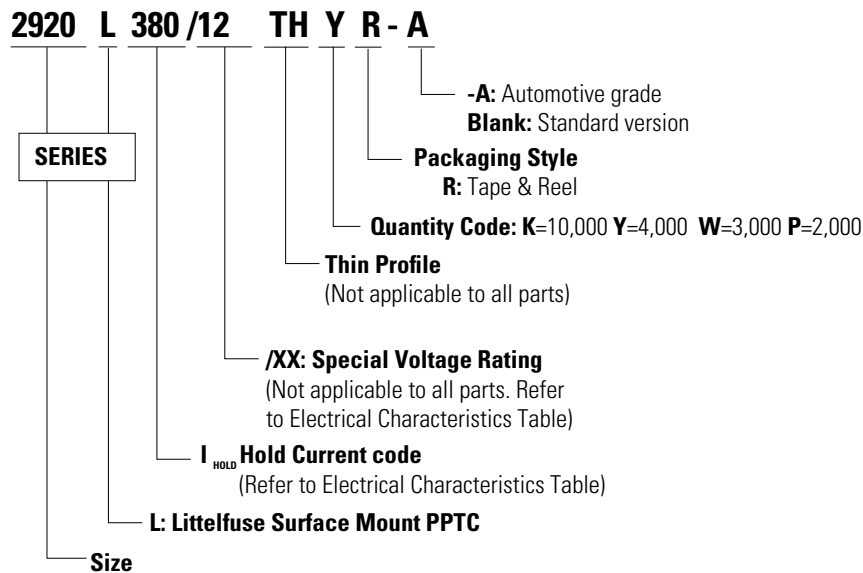
# 2920L Series

## Surface Mount

### Packaging

| Part Number | Ordering Number | Halogen Free | I <sub>hold</sub> (A) | I <sub>hold</sub> Code | Voltage Option | Packaging Option | Quantity | Quantity & Packaging Codes |
|-------------|-----------------|--------------|-----------------------|------------------------|----------------|------------------|----------|----------------------------|
| 2920L030    | 2920L030DR      | Yes          | 0.30                  | 030                    | -              | Tape and Reel    | 1500     | DR                         |
| 2920L050    | 2920L050DR      | Yes          | 0.50                  | 050                    | -              | Tape and Reel    | 1500     | DR                         |
| 2920L075    | 2920L075DR      | Yes          | 0.75                  | 075                    | -              | Tape and Reel    | 1500     | DR                         |
| 2920L075/60 | 2920L075/60MR   | Yes          | 0.75                  | 075                    | /60            | Tape and Reel    | 1000     | MR                         |
| 2920L075/72 | 2920L075/72MR   | Yes          | 0.75                  | 075                    | /72            | Tape & Reel      | 1000     | MR                         |
| 2920L100    | 2920L100PR      | Yes          | 1.10                  | 100                    | -              | Tape and Reel    | 2000     | PR                         |
| 2920L110/60 | 2920L110/60MR   | Yes          | 1.10                  | 110                    | /60            | Tape and Reel    | 1,000    | MR                         |
| 2920L125    | 2920L125PR      | Yes          | 1.25                  | 125                    | -              | Tape and Reel    | 2000     | PR                         |
| 2920L150    | 2920L150DR      | Yes          | 1.50                  | 150                    | -              | Tape and Reel    | 1500     | DR                         |
| 2920L185    | 2920L185DR      | Yes          | 1.85                  | 185                    | -              | Tape and Reel    | 1500     | DR                         |
| 2920L200    | 2920L200DR      | Yes          | 2.00                  | 200                    | -              | Tape and Reel    | 1500     | DR                         |
| 2920L200/24 | 2920L200/24DR   | Yes          | 2.00                  | 200                    | /24            | Tape and Reel    | 1500     | DR                         |
| 2920L250    | 2920L250DR      | Yes          | 2.50                  | 250                    | -              | Tape and Reel    | 1500     | DR                         |
| 2920L260/24 | 2920L260/24DR   | Yes          | 2.60                  | 260                    | /24            | Tape and Reel    | 1500     | DR                         |
| 2920L260    | 2920L260PR      | Yes          | 2.60                  | 260                    | -              | Tape and Reel    | 2000     | PR                         |
| 2920L300    | 2920L300DR      | Yes          | 3.00                  | 300                    | -              | Tape and Reel    | 1500     | DR                         |
| 2920L300/15 | 2920L300/15DR   | Yes          | 3.00                  | 300                    | /15            | Tape and Reel    | 1500     | DR                         |
| 2920L330/24 | 2920L330/24MR   | Yes          | 3.30                  | 330                    | /24            | Tape and Reel    | 1,000    | MR                         |
| 2920L400/15 | 2920L400/15MR   | Yes          | 4.00                  | 400                    | /15            | Tape and Reel    | 1,000    | MR                         |
| 2920L500/16 | 2920L500/16MR   | Yes          | 5.00                  | 500                    | -              | Tape and Reel    | 1,000    | MR                         |
| 2920L600/12 | 2920L600/12MR   | Yes          | 6.00                  | 600                    | /12            | Tape and Reel    | 1,000    | MR                         |
| 2920L600/16 | 2920L600/16MR   | Yes          | 6.00                  | 600                    | /16            | Tape and Reel    | 1,000    | MR                         |
| 2920L700/12 | 2920L700/12MR   | Yes          | 7.00                  | 700                    | /12            | Tape and Reel    | 1,000    | MR                         |

### Part Ordering Number System



# 2920L Series

## Surface Mount

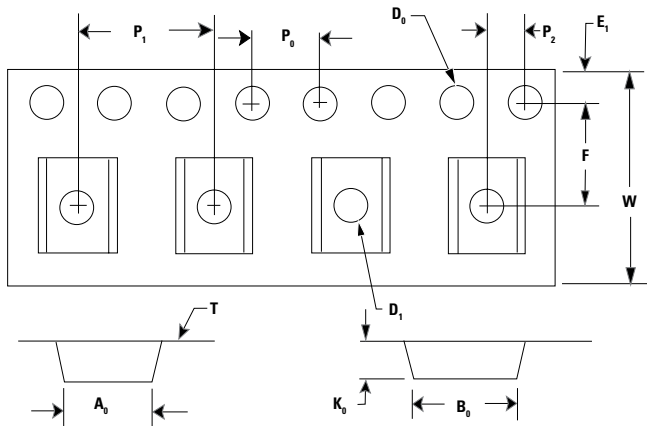
### Tape and Reel Specifications

| TAPE SPECIFICATIONS: EIA-481-1 (mm) |  |                                    |   |
|-------------------------------------|--|------------------------------------|---|
|                                     | 2920L030, 2920L050<br>2920L075, 2920L150<br>2920L185, 2920L200<br>2920L200/24<br>2920L250, 2920L300<br>2920L300/15 | 2920L100,<br>2920L125,<br>2920L260 | 2920L075/60<br>2920L075/72<br>2920L110/60<br>2920L500/16<br>2920L330/24<br>2920L400/15<br>2920L600/12<br>2920L600/16<br>2920L700/12 |
| <b>W</b>                            | 16.0+/-0.30  | 16.0+/-0.30                        | 16.0+/-0.30   |
| <b>F</b>                            | 7.50+/-0.10  | 7.50+/-0.10                        | 7.50+/-0.10   |
| <b>E<sub>1</sub></b>                | 1.75+/-0.10  | 1.75+/-0.10                        | 1.75+/-0.10   |
| <b>D<sub>0</sub></b>                | 1.55+/-0.05  | 1.55+/-0.05                        | 1.50+/-0.05   |
| <b>D<sub>1</sub></b>                | 1.50+/-0.10  | 1.50+/-0.10                        | 1.50 (min)  |
| <b>P<sub>0</sub></b>                | 4.00+/-0.10  | 4.00+/-0.10                        | 4.00+/-0.10   |
| <b>P<sub>1</sub></b>                | 8.00+/-0.10  | 8.00+/-0.10                        | 8.00+/-0.10   |
| <b>P<sub>2</sub></b>                | 2.00+/-0.10  | 2.00+/-0.10                        | 2.00+/-0.10   |
| <b>A<sub>0</sub></b>                | 5.74+/-0.10  | 5.74+/-0.10                        | 5.45+/-0.10   |
| <b>B<sub>0</sub></b>                | 8.02+/-0.10  | 8.02+/-0.10                        | 7.90+/-0.10   |
| <b>T</b>                            | 0.30+/-0.10  | 0.30+/-0.10                        | 0.30+/-0.05   |
| <b>K<sub>0</sub></b>                | 1.30+/-0.10  | 0.91+/-0.10                        | 2.00+/-0.10   |
| <b>Leader min.</b>                  | 390  | 390                                | 390   |
| <b>Trailer min.</b>                 | 160  | 160                                | 160   |

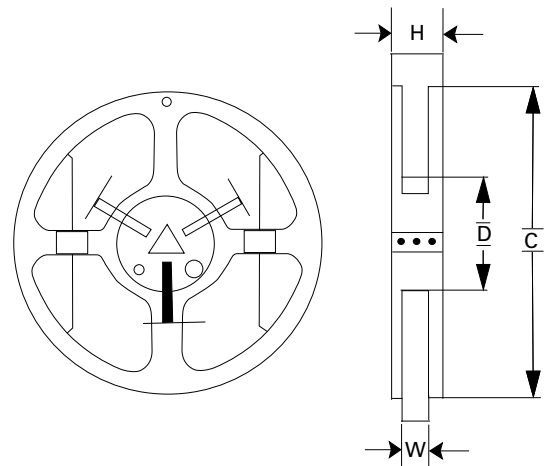
| REEL DIMENSIONS:<br>EIA-481-1 (mm) |              |
|------------------------------------|--------------|
| <b>C</b>                           | Ø180.0+/-3.0 |
| <b>D</b>                           | Ø60+/-0.5    |
| <b>H</b>                           | 19.5+/-1.0   |
| <b>W</b>                           | 17+/-0.2     |

### Tape and Reel Diagram

Tape Specifications



Reel Specifications



**Warning:**

- Users shall independently assess the suitability of these devices for each of their applications
- Operation of these devices beyond the stated maximum ratings could result in damage to the devices and lead to electrical arcing and/or fire
- These devices are intended to protect against the effects of temporary over-current or over-temperature conditions and are not intended to perform as protective devices where such conditions are expected to be repetitive or prolonged in duration
- Exposure to silicon-based oils, solvents, electrolytes, acids, and similar materials can adversely affect the performance of these PPTC devices
- These devices undergo thermal expansion under fault conditions, and thus shall be provided with adequate space and be protected against mechanical stresses
- Circuits with inductance may generate a voltage (L di/dt) above the rated voltage of the PPTC device.

**Disclaimer Notice** - Information furnished is believed to be accurate and reliable. However, users should independently evaluate the suitability of and test each product selected for their own applications. Littelfuse products are not designed for, and may not be used in, all applications. Read complete Disclaimer Notice at [www.littelfuse.com/disclaimer-electronics](http://www.littelfuse.com/disclaimer-electronics).

## Looking for pricing, stock, or lifecycle information?

Click below to explore more details on WIN SOURCE:

 [View 2920L185DR on WIN SOURCE](#)

 [Littelfuse Inc. Information](#)

## Optimize Your Supply Chain with WIN SOURCE Solutions

-  Global Sourcing Solution
-  Obsolete Management
-  Cost Control Management
-  Shortage Management
-  Alternative Solution
-  Excess Inventory Management