



**THE DATASHEET OF
CL05A226MQ5N6J8**





SPECIFICATION (Reference sheet)

- Supplier : Samsung electro-mechanics
- Product : Multi-layer Ceramic Capacitor

- Samsung P/N : **CL05A226MQ5N6J8**
- Description : **CAP, 22 μ F, 6.3V, \pm 20%, X5R, 0402**

A. Samsung Part Number

CL **05** **A** **226** **M** **Q** **5** **N** **6** **J** **8**
 ① ② ③ ④ ⑤ ⑥ ⑦ ⑧ ⑨ ⑩ ⑪


① Series	Samsung Multi-layer Ceramic Capacitor		
② Size	0402 (inch code)	L: 1.00 \pm 0.20 mm	W: 0.50 \pm 0.25 mm
③ Dielectric	X5R	⑧ Inner electrode	Ni
④ Capacitance	22 μ F	Termination	Cu
⑤ Capacitance tolerance	\pm 20 %	Plating	Sn 100% (Pb Free)
⑥ Rated Voltage	6.3 V	⑨ Product	Size Control Code
⑦ Thickness	0.50 \pm 0.25 mm	⑩ Special	Size Control Code
		⑪ Packaging	Cardboard Type, 7" reel

B. Samsung Reliability Test and Judgement condition

	Performance	Test condition
Capacitance	Within specified tolerance	120Hz \pm 20% 0.5 \pm 0.1Vrms
Tan δ (DF)	0.15 max.	*A capacitor prior to measuring the capacitance is heat treated at 150 $^{\circ}$ C+0/-10 $^{\circ}$ C for 1 hour and maintained in ambient air for 24 \pm 2hours.
Insulation Resistance	10,000Mohm or 10Mohm \times μ F Whichever is Smaller	Rated Voltage 60~120 sec.
Appearance	No abnormal exterior appearance	Visual inspection
Withstanding Voltage	No dielectric breakdown or mechanical breakdown	250% of the rated voltage
Temperature Characteristics	X5R (From -55 $^{\circ}$ C to 85 $^{\circ}$ C, Capacitance change should be within \pm 15%)	
Adhesive Strength of Termination	No peeling shall be occur on the terminal electrode	500g \cdot F, for 10 \pm 1 sec.
Bending Strength	Capacitance change : within \pm 12.5%	Bending to the limit (1mm) with 1.0mm/sec.
Solderability	More than 75% of terminal surface is to be soldered newly	SnAg3.0Cu0.5 solder 245 \pm 5 $^{\circ}$ C, 3 \pm 0.3sec. (preheating : 80~120 $^{\circ}$ C for 10~30sec.)
Resistance to Soldering heat	Capacitance change : within \pm 15% Tan δ , IR : initial spec.	Solder pot : 270 \pm 5 $^{\circ}$ C, 10 \pm 1sec.



	Performance	Test condition
Vibration Test	Capacitance change : initial spec. Tan δ , IR : initial spec.	Amplitude : 1.5mm From 10Hz to 55Hz (return : 1min.) 2hours ´ 3 direction (x, y, z)
Moisture Resistance	Capacitance change : within $\pm 12.5\%$ Tan δ : 0.25 max IR : 500Mohm or 1Mohm $\times \mu F$ Whichever is Smaller	With rated voltage 40 ± 2 °C, 90~95%RH, 500+12/-0 hour
High Temperature Resistance	Capacitance change : within $\pm 12.5\%$ Tan δ : 0.25 max IR : 1,000Mohm or 2Mohm $\times \mu F$ Whichever is Smaller	With 100% of the rated voltage Max. operating temperature 1000+48/-0 hour
Temperature Cycling	Capacitance change : within $\pm 15\%$ Tan δ , IR : initial spec.	1 cycle condition Min. operating temperature → 25 °C → Max. operating temperature → 25 °C 5 cycles test

Reflow (Reflow Peak Temperature : 260+0/-5 °C, 10sec. Max)

 Product specifications included in the specifications are effective as of March 1, 2014. Please be advised that they are standard product specifications for reference only. We may change, modify or discontinue the product specifications without notice at any time. So, you need to approve the product specifications before placing an order. Should you have any question regarding the product specifications, please contact our sales personnel or application engineers.

Looking for pricing, stock, or lifecycle information?

Click below to explore more details on WIN SOURCE:

-  [View CL05A226MQ5N6J8 on WIN SOURCE](#)
-  [Samsung Information](#)

Optimize Your Supply Chain with WIN SOURCE Solutions

-  Global Sourcing Solution
-  Obsolete Management
-  Cost Control Management
-  Shortage Management
-  Alternative Solution
-  Excess Inventory Management